


# SURROUNDINGS

2024 SOURCE BOOK | VOL. 1

  
CULTURED  
STONE





*Cs*  
**CULTURED**  
STONE™  
AWAKEN YOUR SURROUNDINGS™

No surroundings should go unshaped by **imagination** or untouched by **emotion**. Exceptional spaces not only satisfy our needs, they respond to our deepest desires. To this end, Cultured Stone® encourages all to dream, explore and ask: What **inspires** this vision? What **feeling** is called for? Which textures, shapes and hues are authentic to this creative concept? The answers will come with **discernment** — surely among them, the industry's finest architectural stone veneer, unsurpassed for aesthetics, quality and care. With its extraordinary possibilities and planet-sensitive production, Cultured Stone both elevates and cherishes our **surroundings**.



REALIZED ♦  
Aspen Homes (ig: @aspen\_homes)  
selected **SCULPTED ASHLAR**  
in **SILVER SHORE®**.



# CONTENTS

<b>COLLECTIONS</b> .....	3
ASHLAR .....	5
Cobblefield® .....	7
Coral Stone .....	8
European Castle Stone .....	8
Limestone .....	9
Sculpted Ashlar .....	10
<b>CULTURED BRICK®</b> .....	11
Tenley Brick™ .....	13
Used Brick .....	14
Handmade Brick .....	14
<b>IRREGULAR</b> .....	15
Ancient Villa LedgeStone™ .....	17
Dressed Fieldstone .....	18
Old Country Fieldstone .....	19
River Rock .....	20
Stream Stone .....	20
<b>LARGE FORMAT</b> .....	21
Cast-Fit® .....	23
Textured Cast-Fit® .....	24
<b>LEDGE</b> .....	25
Country LedgeStone .....	27
Del Mare LedgeStone® .....	30
Drystack LedgeStone Panel .....	30
Hewn Stone™ .....	31
Pro-Fit® LedgeStone .....	32
Pro-Fit® Alpine LedgeStone .....	33
Pro-Fit® Modera™ LedgeStone .....	35
Pro-Fit® Terrain™ LedgeStone .....	36
Southern LedgeStone .....	37
<b>TRIM &amp; ACCESSORIES</b> .....	38
Architectural Stone Trim .....	39
Capstones & Hearthstones .....	39
<b>RESOURCES</b> .....	40
Coordinating Color Guide .....	41
Stone Veneer Dimensions .....	44
Warranty/Installation/Maintenance/Technical Data .....	45
Protecting Our Surroundings .....	46
From Coast to Coast (and everywhere in between) .....	46
We Put Our Masters' Stamp on Every Stone .....	47
Share How You Put Our Stamp on Your Surroundings .....	48

The product colors you see are as accurate as current photography and printing techniques allow. We suggest you look at product samples before you select colors.






# COLLECTIONS

Explore our curated series of profiles and textures assembled into cohesive visual collections. Transcending styles, they provide inspiration for any application.

## ◆ REALIZED

*Image at left:* Barrington Homes selected **COUNTRY LEDGESTONE** in **ECHO RIDGE®** on an estate in Wexford, PA. Photo courtesy of Barrington Homes (ig: @barrington\_homes).

*Image at right:* **HEWN STONE™**/Talus. Photo courtesy of Hearth and Home Distributors of Utah (ig: @hearthandhomestone).





# ASHLAR



## REALIZED ♦

Murray Franklyn Homes  
using **COBBLEFIELD®** in  
**ECHO RIDGE®** Photo courtesy  
of Murray Franklyn Homes  
(ig: @murrayfranklynhomes).



ASHLAR

# COBBLEFIELD®

Cobblefield is designed to emulate the architecture of rural 19th-century America. Its rugged refinement makes it equally at home in residential or commercial settings.

HEIGHT	LENGTH	THICKNESS	CORNER RETURNS
2" – 8"	4" – 20"	1" – 2 5⁄8"	3" – 12"

COBBLEFIELD® / Gray



**CHARDONNAY COBBLEFIELD**  
1/2" mortar joints



**SAN FRANCISCO COBBLEFIELD**  
1/2" mortar joints



**ECHO RIDGE® COBBLEFIELD**  
1/2" mortar joints



**TEXAS CREAM COBBLEFIELD**  
1/2" mortar joints



**GRAY COBBLEFIELD**  
1/2" mortar joints

ASHLAR

# CORAL STONE

Coral Stone is designed with minimalist fossil patterns and underscores contemporary design beautifully. It works as a refreshing ashlar or repeating pattern in residential or commercial settings.

HEIGHT	LENGTH	THICKNESS	CORNER RETURNS
4" – 12"	4" – 16"	1" – 1 1⁄4"	2 1⁄2" – 8 1⁄2"



**FOSSIL REEF CORAL STONE**  
1/2" mortar joints

ASHLAR

# EUROPEAN CASTLE STONE

European Castle Stone embodies the stateliness and class of old-world stone work. Patented interlocking mortar grooves create a groutless appearance for elegant interiors and exteriors.

HEIGHT	LENGTH	THICKNESS	CORNER RETURNS
2" – 12"	4" – 16"	1 3⁄8" – 1 5⁄8"	4" – 12"



**BUCKS COUNTY EUROPEAN CASTLE STONE**  
Tight-fitted mortar joints



**CHARDONNAY EUROPEAN CASTLE STONE**  
Tight-fitted mortar joints



ASHLAR

# LIMESTONE

Molded from limestone quarried in the upper Midwest, Limestone’s hand-split surface speaks to robust durability and lasting appeal.

HEIGHT	LENGTH	THICKNESS	CORNER RETURNS
1 ¼" – 6"	4" – 16 ¾"	1 ½" – 2 ⅝"	4" – 11"

REALIZED ♦

This Southern Living Idea House project uses **LIMESTONE** in **GOLDEN BUCKEYE** for an outdoor oasis in Greater Louisville, KY. Photo courtesy of Southern Living and Laurey Glenn (ig: @southernlivingmag).



**BUCKS COUNTY LIMESTONE**  
1/2" mortar joints



**CHARDONNAY LIMESTONE**  
1/2" mortar joints



**GOLDEN BUCKEYE LIMESTONE**  
1/2" mortar joints

ASHLAR

# SCULPTED ASHLAR

Sculpted Ashlar is the modern touch on classic charm. Mixed stone sizes bring natural warmth to interiors and exteriors, while precise lines keep it an appropriate choice for sleeker spaces.

HEIGHT	LENGTH	THICKNESS	CORNER RETURNS
2 ¼" – 7 ¾"	5 ½" – 20 ½"	1" – 2"	4", 7", 10"



**FERROUS SCULPTED ASHLAR**  
1/2" mortar joints



**GROUSE® SCULPTED ASHLAR**  
1/2" mortar joints



**ECHO RIDGE® SCULPTED ASHLAR**  
1/2" mortar joints




**SILVER SHORE® SCULPTED ASHLAR**  
1/2" mortar joints



**SCULPTED ASHLAR / Silver Shore®**



# CULTURED BRICK®






CULTURED BRICK®


# TENLEY BRICK™

Explore unique bond and patterning options with this clean-cut linear brick. Slender lengths and natural textural details with defined edges draw attention to the horizontal and vertical layout of each wall.

HEIGHT	LENGTH	THICKNESS	CORNER RETURNS
2.5"	10.5"	1"	5.25", 10.5"



**KULLEN™**  
1/2" mortar joints



**LOFTEN™**  
1/2" mortar joints



**NORI™**  
1/2" mortar joints



**WILDON™**  
1/2" mortar joints

CULTURED BRICK®

# USED BRICK

Used Brick embodies the classic charm of New England brickwork. Add industrial energy or charming warmth to a multitude of projects.


HEIGHT	LENGTH	THICKNESS	CORNER RETURNS
2 3/8" – 2 5/8"	7 7/8" – 8 1/8"	3/4"	4", 8"

CULTURED BRICK®

# HANDMADE BRICK

The look is inspired by the warmth of old brick structures from the American East Coast. Depending on your color and design choices, this brick can be warm and charming or industrial and modern.

HEIGHT	LENGTH	THICKNESS	CORNER RETURNS
2 3/4"	8 3/16"	3/4"	3 5/8", 8 1/4"



**ANTIQUE RED USED BRICK**  
1/2" mortar joints



**HIGH DESERT USED BRICK**  
1/2" mortar joints



**CANVAS™ HANDMADE BRICK**  
1/2" mortar joints



**MOROCCAN SAND HANDMADE BRICK**  
1/2" mortar joints




**CARBON HANDMADE BRICK**  
1/2" mortar joints



**TITANIUM™ HANDMADE BRICK**  
1/2" mortar joints



# IRREGULAR





IRREGULAR

# ANCIENT VILLA LEDGESTONE™

A blend of regular and irregular shapes, Ancient Villa Ledgestone is the epitome of rustic charm. Add Mediterranean allure to interiors and outdoor structures with large, patchwork stone design.

HEIGHT	LENGTH	THICKNESS	CORNER RETURNS
2" – 12"	5" – 16"	1 ¼" – 1 ¾"	4" – 12"

ANCIENT VILLA LEDGESTONE™ / Sevilla™  
Photo Courtesy of Chuck Carver,  
Photographer LLC.



PALISADES ANCIENT VILLA LEDGESTONE  
1/2" mortar joints



SEVILLA™ ANCIENT VILLA LEDGESTONE  
1/2" mortar joints

IRREGULAR

# DRESSED FIELDSTONE

The rugged look of Dressed Fieldstone complements any natural environment. Its rich texture and range of color enhance a multitude of architectural designs.

HEIGHT	LENGTH	THICKNESS	CORNER RETURNS
2 ½" – 14"	4" – 22"	1 ¼" – 2 ¾"	4" – 12"

◆ **REALIZED**  
RDstudio, inc. selected **DRESSED FIELDSTONE** in **ECHO RIDGE®** in Atlanta, GA restaurant.  
Photo courtesy of RDstudio, inc. (ig: rdstudioinc).



ASPEN DRESSED FIELDSTONE  
1/2" mortar joints



CHARDONNAY DRESSED FIELDSTONE  
1/2" mortar joints



BUCKS COUNTY DRESSED FIELDSTONE  
1/2" mortar joints



ECHO RIDGE® DRESSED FIELDSTONE  
1/2" mortar joints



SEVILLA™ DRESSED FIELDSTONE  
1/2" mortar joints



IRREGULAR

# OLD COUNTRY FIELDSTONE

Old Country Fieldstone brings country charm to the 21st century. Highly versatile, it's a great choice for looks ranging from over-grouted rural Tuscan to tight-fitted formal finishes.

HEIGHT	LENGTH	THICKNESS	CORNER RETURNS
1 ½" – 10"	4" – 16 ½"	1" – 2 ⅝"	4" – 12"

OLD COUNTRY FIELDSTONE /  
Echo Ridge®



CHARDONNAY OLD COUNTRY FIELDSTONE  
1/2" mortar joints



ECHO RIDGE® OLD COUNTRY FIELDSTONE  
1/2" mortar joints

IRREGULAR

# RIVER ROCK

River Rock has the ancient appeal of stones shaped by the tumbling waters of northern riverbeds. Comfortable and timeless, its organic flow lends itself to naturally inspired projects.

HEIGHT	LENGTH	THICKNESS	CORNER RETURNS
2" – 14"	2" – 14"	1" – 2 ⅝"	3" – 12"



EARTH BLEND RIVER ROCK  
1/2" mortar joints



LAKESHORE RIVER ROCK  
1/2" mortar joints



LAKE TAHOE RIVER ROCK  
1/2" mortar joints

IRREGULAR

# STREAM STONE

Stream Stone's rounded, organic rocks in mixed sizes bring a riverbed effect seamlessly to exteriors and accent walls. Make a big impact with this natural look.

HEIGHT	LENGTH	THICKNESS	CORNER RETURNS
2" – 12"	2" – 12"	1 ½" – 3 ½"	4" – 9 ¼"



SPRING STREAM STONE  
1/2" mortar joints



SUMMER STREAM STONE  
Tight-fitted mortar joints



# LARGE FORMAT



REALIZED ♦

This Old House 2021  
Idea House featuring  
CAST FIT® in CARBON.  
Photo courtesy of  
Amy Matthews.



LARGE FORMAT  
CAST-FIT®

Cast-Fit brings understated European luxe to modern design. Muted colors make this a sophisticated choice for commercial and residential projects.


SIZE	HEIGHT	LENGTH	THICKNESS	CORNER RETURNS
8" × 16"	7 ⅝"	15 ⅝"	1 ½"	3 ⅝", 9 ⅝"
12" × 24"	11 ⅝"	23 ⅝"	1 ½"	3 ⅝", 11 ⅝"




CAST FIT / Parchment™



CARBON CAST-FIT  
1/2" mortar joints



FRENCH GRAY™ CAST-FIT  
1/2" mortar joints




PARCHMENT™ CAST-FIT  
1/2" mortar joints

LARGE FORMAT  
TEXTURED  
CAST-FIT®

Textured Cast-Fit is a large-format profile full of visual and tactile appeal. It combines soft undertones with a subtle weathered touch.

SIZE	HEIGHT	LENGTH	THICKNESS	CORNER RETURNS
12" × 24"	11 ⅝"	23 ⅝"	1 ½"	3 ⅝", 11 ⅝"



STANHOPE™ TEXTURED CAST-FIT



# LEDGE



## REALIZED ♦

Signature Homes  
(ig: @homessig) selected  
**PRO-FIT® TERRAIN™**  
**LEDGESTONE in ARCTIC**  
in Western Canada.  
Photo courtesy of Janina  
Nicole Photography



LEDGE

# COUNTRY LEDGESTONE

Country Ledgestone is easy to install and offers an extensive color palette that helps differentiate one ledgestone from another.

HEIGHT	LENGTH	THICKNESS	CORNER RETURNS
1 ½" – 6 ½"	4 ¼" – 22"	1 ½" – 2 ¾"	4" – 12"



**ASHFALL COUNTRY LEDGESTONE**  
Tight-fitted mortar joints



**BUCKS COUNTY COUNTRY LEDGESTONE**  
Tight-fitted mortar joints



**ASPEN COUNTRY LEDGESTONE**  
Tight-fitted mortar joints



**CARAMEL COUNTRY LEDGESTONE**  
1/2" mortar joints



**BLACK RUNDLE COUNTRY LEDGESTONE**  
Tight-fitted mortar joints



**CHARDONNAY COUNTRY LEDGESTONE**  
Tight-fitted mortar joints



COUNTRY LEDGESTONE / Echo Ridge®




**ECHO RIDGE® COUNTRY LEDGESTONE**  
Tight-fitted mortar joints




**GRAND MESA COUNTRY LEDGESTONE**  
1/2" mortar joints





**GUNNISON™ COUNTRY LEDGESTONE**  
1/2" mortar joints




**SEVILLA™ COUNTRY LEDGESTONE**  
Tight-fitted mortar joints



**WHEATON™ COUNTRY LEDGESTONE**  
1/2" mortar joints




**HUDSON BAY® COUNTRY LEDGESTONE**  
Tight-fitted mortar joints



**SKYLINE COUNTRY LEDGESTONE**  
Tight-fitted mortar joints



**WHITE OAK COUNTRY LEDGESTONE**  
1/2" mortar joints



**MOJAVE COUNTRY LEDGESTONE**  
Tight-fitted mortar joints



**UMBER CREEK COUNTRY LEDGESTONE**  
1/2" mortar joints



**WOLF CREEK® COUNTRY LEDGESTONE**  
Tight-fitted mortar joints

LEDGE

# DEL MARE LEDGESTONE®

Timeless Del Mare Ledgestone is inspired by architecture found in the Mediterranean and along the coasts of the Pacific Islands. Use its varying textures to add interest to any project.

HEIGHT	LENGTH	THICKNESS	CORNER RETURNS
1" – 9 ¼"	4 ½" – 16"	¾" – 1 ¾"	4" – 12"

LEDGE

# DRYSTACK LEDGESTONE PANEL

The texture and variation of Drystack Ledgestone Panel capture both light and shadow, and its rustic color palette blends well with contemporary roofing and wall finishes. A panelized system features multiple stones that come in carefully selected, preshaped incremental sizes to accommodate tight-fitted installation.

HEIGHT	LENGTH	THICKNESS	CORNER RETURNS
6"	20", 24"	1" – 2 ½"	4 ¼", 8 ¼", 12 ¼"




**BLACK ISLE™ DEL MARE LEDGESTONE**  
Tight-fitted mortar joints




**BURNT OCHRE DEL MARE LEDGESTONE**  
1/2" mortar joints




**PALERMO DEL MARE LEDGESTONE**  
1/2" mortar joints



**HIGH PLAINS™ DRYSTACK LEDGESTONE PANEL**



**MELROSE™ DRYSTACK LEDGESTONE PANEL**



**RUBICON™ DRYSTACK LEDGESTONE PANEL**




LEDGE

# HEWN STONE™


Hewn Stone brings the chic solemnity of castle-work to modern architecture with rough textures and smooth colors. Inspirational patterns and five unique sizes offer ultimate customization in design.

PLEASE NOTE:  
EACH SIZE IS SOLD SEPARATELY. MULTIPLE SIZES ARE SHOWN.


SIZE	HEIGHT	LENGTH	THICKNESS	CORNER RETURNS
308	3"	8"	1 ½"	3", 7"
314	3"	14"	1 ½"	3", 7"
514	5"	14"	1 ½"	3", 10"
522	5"	22"	1 ½"	3", 10"
822	8"	22"	1 ½"	3", 10"




**ARCTIC HEWN STONE**  
Tight-fitted mortar joints



**FOUNDATION HEWN STONE**  
Tight-fitted mortar joints



**SPAN HEWN STONE**  
Tight-fitted mortar joints



**TALUS HEWN STONE**  
Tight-fitted mortar joints



◆ **REALIZED**

Unique Home Concepts (ig: @unique\_home\_concepts) selected **HEWN STONE™** in **SPAN** for the Grand Prairie Dream Home Lottery project in Alberta, Canada. Photo courtesy of CSI–All Things Stone (ig: @csi\_allthingsstone).

LEDGE

# PRO-FIT® LEDGESTONE


Pro-Fit LedgeStone is refined and easy to use, with clean colors that accent a multitude of design choices. Made up of textured pieces of the same height, it is ideal for tight fits and intricate constructions.

HEIGHT	LENGTH	THICKNESS	CORNER RETURNS
4"	8", 12", 20"	½" – 1 ½"	4", 8", 12"


◆ **REALIZED**

J. Patrick Homes selected **PRO-FIT® LEDGESTONE** in **SOUTHWEST BLEND** in Houston, TX. Photo courtesy of J. Patrick Homes (ig: jpatrickhomes).







**GRAY PRO-FIT LEDGESTONE**  
Tight-fitted mortar joints




**MOJAVE PRO-FIT LEDGESTONE**  
Tight-fitted mortar joints



**PLATINUM PRO-FIT LEDGESTONE**  
Tight-fitted mortar joints



**SHALE PRO-FIT LEDGESTONE**  
Tight-fitted mortar joints



**SOUTHWEST BLEND PRO-FIT LEDGESTONE**  
Tight-fitted mortar joints



LEDGE

# PRO-FIT® ALPINE LEDGESTONE

Pro-Fit Alpine Ledgestone is a sleek and impactful answer for a modern outdoor look that works indoors as well. Reminiscent of Northern ski lodges, it is easy to install and precisely textured.

HEIGHT	LENGTH	THICKNESS	CORNER RETURNS
4"	8", 12", 20"	¾" – 2 ¼"	4", 8", 12"

REALIZED ♦

Ryan Young Interiors (ig: @ryidesign)  
selected **PRO-FIT® ALPINE LEDGESTONE** in  
**WINTERHAVEN™** for the Regency Creekside  
Meadows Clubhouse in Bath, PA.  
Photo courtesy of Taylor Photo.



**BLACK MOUNTAIN® PRO-FIT ALPINE LEDGESTONE**  
Tight-fitted mortar joints



**DARK RIDGE™ PRO-FIT ALPINE LEDGESTONE**  
Tight-fitted mortar joints



**SUMMIT PEAK PRO-FIT ALPINE LEDGESTONE**  
Tight-fitted mortar joints



**BLACK RUNDLE PRO-FIT ALPINE LEDGESTONE**  
Tight-fitted mortar joints



**ECHO RIDGE® PRO-FIT ALPINE LEDGESTONE**  
Tight-fitted mortar joints



**UMBER CREEK PRO-FIT ALPINE LEDGESTONE**  
Tight-fitted mortar joints



**CHARDONNAY PRO-FIT ALPINE LEDGESTONE**  
Tight-fitted mortar joints



**PHEASANT PRO-FIT ALPINE LEDGESTONE**  
Tight-fitted mortar joints



**WINTERHAVEN™ PRO-FIT ALPINE LEDGESTONE**  
Tight-fitted mortar joints



LEDGE

# PRO-FIT<sup>®</sup> MODERA<sup>™</sup> LEDGESTONE

Pro-Fit Modera Ledgestone is classic contemporary. Create a tailored look with easily installed, meticulously bundled modular components of equal height.

HEIGHT	LENGTH	THICKNESS	CORNER RETURNS
4"	8", 12", 20"	¾", 1 ¼", 1 ¾"	4", 8", 12"

REALIZED ♦

Todd Peddicord Designs (ig: @toddpeddicorddesigns) selected **PRO-FIT<sup>®</sup> MODERA<sup>™</sup> LEDGESTONE** in **CARBON** for “The Instagram Project” in Lincoln, CA. Photo courtesy of Trevor Jobson.



**CARBON PRO-FIT MODERA LEDGESTONE**  
Tight-fitted mortar joints



**INTAGLIO PRO-FIT MODERA LEDGESTONE**  
Tight-fitted mortar joints



**VELLUM PRO-FIT MODERA LEDGESTONE**  
Tight-fitted mortar joints

LEDGE

# PRO-FIT<sup>®</sup> TERRAIN<sup>™</sup> LEDGESTONE

Pro-Fit Terrain Ledgestone is a modern-inclined, clean design that adds sleek, textural interest to any project. The slim, equal-height pieces are expertly bundled by our masons to ensure ease of use.

HEIGHT	LENGTH	THICKNESS	CORNER RETURNS
4"	8", 12", 20"	¾", 1 ¼", 1 ¾"	4", 8", 12"



**ARCTIC PRO-FIT TERRAIN LEDGESTONE**  
Tight-fitted mortar joints



**ETHOS PRO-FIT TERRAIN LEDGESTONE**  
Tight-fitted mortar joints



**ARCADIA PRO-FIT TERRAIN LEDGESTONE**  
Tight-fitted mortar joints



**TREK PRO-FIT TERRAIN LEDGESTONE**  
Tight-fitted mortar joints



♦ REALIZED

Unique Home Concepts (ig: @unique\_home\_concepts) selected **PRO-FIT<sup>®</sup> TERRAIN<sup>™</sup> LEDGESTONE** in **ARCADIA** for the Grand Prairie Dream Home Lottery project in Alberta, Canada. Photo courtesy of CSI-All Things Stone (ig: @csi\_allthingsstone).



LEDGE

# SOUTHERN LEDGESTONE

Southern Ledgestone offers a rugged and informal appeal with its rough texture and decided irregularity. Tight-fitted or mortared, Southern Ledgestone can be used to achieve a number of unique treatments.

HEIGHT	LENGTH	THICKNESS	CORNER RETURNS
½" – 6"	4" – 20"	1" – 2 ⅝"	4" – 12"

◆ **REALIZED**

Barrington Homes selected **SOUTHERN LEDGESTONE** in **BUCKS COUNTY** for Langdon Farms in Gibsonia, PA. Photo courtesy of Barrington Homes (ig: @barrington\_homes).



**ASPEN SOUTHERN LEDGESTONE**  
1/2" mortar joints



**ECHO RIDGE® SOUTHERN LEDGESTONE**  
Tight-fitted mortar joints



**BUCKS COUNTY SOUTHERN LEDGESTONE**  
Tight-fitted mortar joints



**GRAY SOUTHERN LEDGESTONE**  
1/2" mortar joints



**CHARDONNAY SOUTHERN LEDGESTONE**  
Tight-fitted mortar joints



**WOLF CREEK® SOUTHERN LEDGESTONE**  
Tight-fitted mortar joints

# TRIM & ACCESSORIES

Cultured Transitions™, the new home for our ever-evolving collection of unique trim and accessories, adds even more beauty and functionality to the home or business. Everything you need to complete each project is in one convenient collection. From unique capstones and trim to elegant electrical boxes, our selection of timeless accents will add both style and protection to any commercial or residential façade.

**COBBLEFIELD® / Echo Ridge®**  
**KEYSTONE / Gray**







TRIM & ACCESSORIES

ARCHITECTURAL  
STONE TRIM,  
CAPSTONES &  
HEARTHSTONES

ELECTRICAL BOX, TRIM & CAPSTONE COLORS



CAST-FIT WATERTABLE/SILL COLORS



HEARTHSTONE COLORS



Dimensions listed are nominal. Please check the actual product size to ensure the right fit for your application.  
\*Note: Flat Textured Capstones can be used for fireplace hearths. Hearthstones are not suitable for foot traffic.



**ELECTRICAL BOX:  
LARGE LIGHT FIXTURE**  
Gray (shown), Nightfall™,  
Sable, Taupe  
9 ½" × 15" × 1 ¾"



**ELECTRICAL BOX:  
STANDARD LIGHT  
FIXTURE**  
Gray, Nightfall,  
Sable (shown), Taupe  
8" × 10" × 1 ¾"



**ELECTRICAL BOX:  
SINGLE RECEPTACLE**  
Gray, Nightfall, Sable,  
Taupe (shown)  
6" × 8" × 1 ¾"



**KEYSTONE**  
Champagne, Gray, Nightfall,  
Sable, Taupe (shown)  
5 ½" × 8" × 10" × 1 ⅞"



**TRIM STONE**  
Champagne, Gray (shown),  
Nightfall, Sable, Taupe  
6" × 8" × 1 ⅞"



**TUSCAN LINTEL**  
Champagne, Gray, Nightfall,  
Sable (shown), Taupe  
6" × 22" × 2 ⅞"



**WATERTABLE/SILL**  
Champagne, Gray, Nightfall,  
Sable (shown), Taupe  
2 ½" × 18" × 3"



**CAST-FIT®  
WATERTABLE/SILL**  
Carbon (shown), French  
Gray™, Intaglio,  
Parchment™, Vellum  
2 ½" × 18" × 3"



**FLAGSTONE PIER CAP**  
Champagne (shown), Gray,  
Nightfall, Sable, Taupe  
24" × 24", 32" × 32"  
2 ½" – 4 ½" thickness at peak



**FLAT TEXTURED  
CAPSTONES\***  
Champagne, Gray (shown),  
Nightfall, Sable, Taupe  
10" × 20", 12" × 20"  
2" thickness



**FLAGSTONE SLOPED  
WALL CAP**  
Champagne, Gray, Nightfall,  
Sable (shown), Taupe  
12" × 20", 16" × 20"  
2" – 2 ¾" thickness at peak



**HEARTHSTONE**  
Blond, Chardonnay (shown),  
Cream, Gray, Marsh,  
Nightfall, Sable  
19" × 20" × 1 ¾"

RESOURCES

Whatever your goals,  
Cultured Stone is determined  
to equip you with the resources  
necessary to achieve your vision.

REALIZED ♦

3rd Generation Homes selected  
**COUNTRY LEDGESTONE** in  
**ECHO RIDGE®** in Kelowna, BC.  
Photo courtesy of CSI–All Things Stone  
(ig: @csi\_allthingsstone).





RESOURCES

# COORDINATING COLOR GUIDE

We’ve designed our Cultured Transitions™ architectural accents to complement our textures and colors beautifully. Use this chart as a guide to selecting the architectural accents that best harmonize with the Cultured Stone veneer products you have chosen.

TRIMS – PAGE 39		HEARTHSTONES – PAGE 39	PAGE #
ASHLAR			5–10
COBBLEFIELD®			7
CHARDONNAY	FRENCH GRAY™, TAUPE	CHARDONNAY, MARSH	7
ECHO RIDGE®	CARBON, GRAY, INTAGLIO, NIGHTFALL™	GRAY, NIGHTFALL	7
GRAY	GRAY, INTAGLIO	GRAY	7
SAN FRANCISCO	FRENCH GRAY, GRAY, NIGHTFALL, TAUPE	GRAY, NIGHTFALL	7
TEXAS CREAM	CHAMPAGNE, PARCHMENT™	CREAM	7
CORAL STONE			8
FOSSIL REEF	CHAMPAGNE, PARCHMENT	CREAM	8
EUROPEAN CASTLE STONE			8
BUCKS COUNTY	FRENCH GRAY, GRAY, TAUPE	GRAY, MARSH	8
CHARDONNAY	FRENCH GRAY, TAUPE	CHARDONNAY, MARSH	8
LIMESTONE			9
BUCKS COUNTY	FRENCH GRAY, GRAY, TAUPE	GRAY, MARSH	9
CHARDONNAY	FRENCH GRAY, TAUPE	CHARDONNAY, MARSH	9
GOLDEN BUCKEYE	TAUPE	MARSH	9

TRIMS – PAGE 39		HEARTHSTONES – PAGE 39	PAGE #
ASHLAR			5–10
SCULPTED ASHLAR			10
ECHO RIDGE	CARBON, GRAY, INTAGLIO, NIGHTFALL	GRAY, NIGHTFALL	10
FERROUS	CARBON, NIGHTFALL, SABLE	NIGHTFALL, SABLE	10
GROUSE®	CHAMPAGNE, VELLUM, TAUPE, FRENCH GRAY	CREAM, MARSH	10
SILVER SHORE®	CHAMPAGNE, VELLUM	CREAM	10
CULTURED BRICK®			11–14
TENLEY BRICK™			13
KULLEN™	CARBON, GRAY	GRAY	13
LOFTEN™	CHAMPAGNE, VELLUM	CREAM	13
NORI™	GRAY, NIGHTFALL	GRAY, NIGHTFALL	13
WILDON™	INTAGLIO, GRAY	GRAY	13
USED BRICK			14
ANTIQUE RED	FRENCH GRAY, TAUPE	CHARDONNAY, MARSH	14
HIGH DESERT	FRENCH GRAY, TAUPE	CHARDONNAY, MARSH	14
HANDMADE BRICK			14
CANVAS™	FRENCH GRAY, TAUPE	CHARDONNAY, MARSH	14
CARBON	CARBON, GRAY, INTAGLIO	GRAY	14
MOROCCAN SAND	FRENCH GRAY, TAUPE	CHARDONNAY, MARSH	14
TITANIUM™	FRENCH GRAY, TAUPE	CHARDONNAY, MARSH	14
IRREGULAR			15–20
ANCIENT VILLA LEDGESTONE™			17
PALISADES	CARBON, FRENCH GRAY, GRAY, SABLE, TAUPE	GRAY, MARSH, SABLE	17
SEVILLA™	FRENCH GRAY, SABLE, TAUPE	CHARDONNAY, MARSH, SABLE	17
DRESSED FIELDSTONE			18
ASPEN	FRENCH GRAY, TAUPE	GRAY, MARSH	18
BUCKS COUNTY	FRENCH GRAY, GRAY, TAUPE	GRAY, MARSH	18
CHARDONNAY	FRENCH GRAY, TAUPE	CHARDONNAY, MARSH	18
ECHO RIDGE	CARBON, GRAY, INTAGLIO, NIGHTFALL	GRAY, NIGHTFALL	18
SEVILLA	FRENCH GRAY, SABLE, TAUPE	CHARDONNAY, MARSH, SABLE	18

TRIMS – PAGE 39		HEARTHSTONES – PAGE 39	PAGE #
IRREGULAR			15–20
OLD COUNTRY FIELDSTONE			19
CHARDONNAY	FRENCH GRAY, TAUPE	CHARDONNAY, MARSH	19
ECHO RIDGE	CARBON, GRAY, INTAGLIO, NIGHTFALL	GRAY, NIGHTFALL	19
RIVER ROCK			20
EARTH BLEND	TAUPE	BLOND, MARSH	20
LAKESHORE	TAUPE	BLOND, CREAM, MARSH	20
LAKE TAHOE	GRAY, TAUPE	GRAY	20
STREAM STONE			20
SPRING	GRAY, TAUPE	GRAY, MARSH	20
SUMMER	CHAMPAGNE, TAUPE	BLOND, MARSH	20
LARGE FORMAT			21–24
CAST-FIT®			23
CARBON	CARBON, GRAY, INTAGLIO	GRAY	23
FRENCH GRAY	FRENCH GRAY, TAUPE	MARSH	23
PARCHMENT	CHAMPAGNE, PARCHMENT	CREAM	23
TEXTURED CAST-FIT®			24
STANHOPE™	GRAY, FRENCH GRAY, SABLE	GRAY, SABLE	24
LEDGE			25–37
COUNTRY LEDGESTONE			27–29
ASHFALL	FRENCH GRAY, GRAY, INTAGLIO, TAUPE	GRAY, MARSH	27
ASPEN	FRENCH GRAY, TAUPE	GRAY, MARSH	27
BLACK RUNDLE	GRAY, NIGHTFALL	GRAY, NIGHTFALL	27
BUCKS COUNTY	FRENCH GRAY, GRAY, TAUPE	GRAY, MARSH	27
CARAMEL	FRENCH GRAY, TAUPE	BLOND, MARSH	27
CHARDONNAY	FRENCH GRAY, TAUPE	CHARDONNAY, MARSH	27
ECHO RIDGE	CARBON, GRAY, INTAGLIO, NIGHTFALL	GRAY, NIGHTFALL	28
GRAND MESA	TAUPE	MARSH	28
GUNNISON™	GRAY, NIGHTFALL	GRAY, NIGHTFALL	29
HUDSON BAY®	FRENCH GRAY, SABLE, TAUPE	CHARDONNAY, MARSH, SABLE	29

TRIMS – PAGE 39		HEARTHSTONES – PAGE 39	PAGE #
LEDGE			25–37
COUNTRY LEDGESTONE			27–29
MOJAVE	FRENCH GRAY, TAUPE	BLOND, MARSH	29
SEVILLA	FRENCH GRAY, SABLE, TAUPE	CHARDONNAY, MARSH, SABLE	29
SKYLINE	FRENCH GRAY, GRAY, INTAGLIO, TAUPE	GRAY, MARSH	29
UMBER CREEK	FRENCH GRAY, NIGHTFALL, SABLE, TAUPE	MARSH, NIGHTFALL, SABLE	29
WHEATON™	CHAMPAGNE, PARCHMENT	CREAM	29
WHITE OAK	CHAMPAGNE, PARCHMENT	CREAM	29
WOLF CREEK®	FRENCH GRAY, NIGHTFALL, SABLE, TAUPE	MARSH, NIGHTFALL, SABLE	29
DEL MARE LEDGESTONE®			30
BLACK ISLE™	NIGHTFALL	GRAY, NIGHTFALL	30
BURNT OCHRE	FRENCH GRAY, SABLE, TAUPE	BLOND, MARSH, SABLE	30
PALERMO	FRENCH GRAY, SABLE, TAUPE	BLOND, MARSH, SABLE	30
DRYSTACK LEDGESTONE PANEL			30
HIGH PLAINS™	CHAMPAGNE, PARCHMENT	CREAM	30
MELROSE™	CHAMPAGNE, PARCHMENT, TAUPE	CREAM	30
RUBICON™	GRAY, NIGHTFALL	GRAY, NIGHTFALL	30
HEWN STONE™			31
ARCTIC	CHAMPAGNE	CREAM	31
FOUNDATION	VELLUM	CREAM	31
SPAN	CARBON, FRENCH GRAY	GRAY	31
TALUS	CARBON, INTAGLIO, VELLUM	CREAM, MARSH	31

Continued



TRIMS – PAGE 39		HEARTHSTONES – PAGE 39	PAGE #
LEDGE			25–37
PRO-FIT® LEDGESTONE			32
GRAY	GRAY, INTAGLIO	GRAY	32
MOJAVE	FRENCH GRAY™, TAUPE	BLOND, MARSH	32
PLATINUM	CHAMPAGNE, GRAY, PARCHMENT™	CREAM, GRAY	32
SHALE	FRENCH GRAY, GRAY, INTAGLIO, TAUPE	GRAY, MARSH	32
SOUTHWEST BLEND	CHAMPAGNE, PARCHMENT	CREAM, BLOND	32
PRO-FIT ALPINE LEDGESTONE			33–34
BLACK MOUNTAIN®	GRAY, INTAGLIO, NIGHTFALL™	GRAY, NIGHTFALL	34
BLACK RUNDLE	GRAY, NIGHTFALL	GRAY, NIGHTFALL	34
CHARDONNAY	FRENCH GRAY, TAUPE	CHARDONNAY, MARSH	34
DARK RIDGE™	GRAY, NIGHTFALL	GRAY, NIGHTFALL	34
ECHO RIDGE®	CARBON, GRAY, INTAGLIO, NIGHTFALL	GRAY, NIGHTFALL	34
PHEASANT	CARBON, GRAY	GRAY	34
SUMMIT PEAK	FRENCH GRAY, TAUPE, VELLUM	GRAY, MARSH	34
UMBER CREEK	FRENCH GRAY, NIGHTFALL, SABLE, TAUPE	MARSH, NIGHTFALL, SABLE	34
WINTERHAVEN™	CHAMPAGNE, PARCHMENT, VELLUM	CREAM	34
PRO-FIT MODERA™ LEDGESTONE			35
CARBON	CARBON	GRAY, NIGHTFALL	35
INTAGLIO	INTAGLIO	GRAY, MARSH	35
VELLUM	VELLUM	CREAM	35
PRO-FIT TERRAIN™ LEDGESTONE			36
ARCADIA	CARBON, GRAY	GRAY	36
ARCTIC	CHAMPAGNE	CREAM	36
ETHOS	INTAGLIO	CREAM, MARSH	36
TREK	NIGHTFALL	NIGHTFALL	36

REALIZED ♦

Designer mood board featuring **COUNTRY LEDGESTONE** in **SKYLINE**.  
Photo courtesy of Joanna McLennan (ig: @mabel\_lake\_house).

TRIMS – PAGE 39		HEARTHSTONES – PAGE 39	PAGE #
LEDGE			25–37
SOUTHERN LEDGESTONE			37
ASPEN	FRENCH GRAY, TAUPE	GRAY, MARSH	37
BUCKS COUNTY	FRENCH GRAY, GRAY, TAUPE	GRAY, MARSH	37
CHARDONNAY	FRENCH GRAY, TAUPE	CHARDONNAY, MARSH	37
ECHO RIDGE	CARBON, GRAY, INTAGLIO, NIGHTFALL	GRAY, NIGHTFALL	37
GRAY	GRAY, INTAGLIO	GRAY	37
WOLF CREEK®	FRENCH GRAY, NIGHTFALL, SABLE, TAUPE	MARSH, NIGHTFALL, SABLE	37



RESOURCES

STONE VENEER  
DIMENSIONS\*

\*These are all nominal dimensions and ranges. Actual dimensions may vary.

	HEIGHT	LENGTH	THICKNESS	CORNER RETURNS	PAGE #
ASHLAR					5–10
COBBLEFIELD®	2" – 8"	4" – 20"	1" – 2 5⁄8"	3" – 12"	7
CORAL STONE	4" – 12"	4" – 16"	1" – 1 1⁄4"	2 1⁄2" – 8 1⁄2"	8
EUROPEAN CASTLE STONE	2" – 12"	4" – 16"	1 3⁄8" – 1 5⁄8"	4" – 12"	8
LIMESTONE	1 1⁄4" – 6"	4" – 16 3⁄4"	1 1⁄2" – 2 5⁄8"	4" – 11"	9
SCULPTED ASHLAR	2 1⁄4" – 7 3⁄4"	5 1⁄2" – 20 1⁄2"	1" – 2"	4", 7", 10"	10
CULTURED BRICK®					11–14
TENLEY BRICK™	2 1⁄2"	10 1⁄2"	1"	5 1⁄4", 10 1⁄2"	13
USED BRICK	2 3⁄8" – 2 5⁄8"	7 7⁄8" – 8 1⁄8"	3⁄4"	4", 8"	14
HANDMADE BRICK	2 3⁄4"	8 3⁄16"	3⁄4"	3 5⁄8", 8 1⁄4"	14
IRREGULAR					15–20
ANCIENT VILLA LEDGESTONE™	2" – 12"	5" – 16"	1 1⁄4" – 1 3⁄4"	4" – 12"	17
DRESSED FIELDSTONE	2 1⁄2" – 14"	4" – 22"	1 1⁄4" – 2 5⁄8"	4" – 12"	18
OLD COUNTRY FIELDSTONE	1 1⁄2" – 10"	4" – 16 1⁄2"	1" – 2 5⁄8"	4" – 12"	19
RIVER ROCK	2" – 14"	2" – 14"	1" – 2 5⁄8"	3" – 12"	20
STREAM STONE	2" – 12"	2" – 12"	1 1⁄2" – 3 1⁄2"	4" – 9 1⁄4"	20

	HEIGHT	LENGTH	THICKNESS	CORNER RETURNS	PAGE #
LARGE FORMAT					21–24
CAST-FIT® 8" × 16"	7 5⁄8"	15 5⁄8"	1 ½"	3 5⁄8", 9 1⁄8"	23
CAST-FIT 12" × 24"	11 5⁄8"	23 5⁄8"	1 ½"	3 5⁄8", 11 5⁄8"	23
TEXTURED CAST-FIT® 12" × 24"	11 5⁄8"	23 5⁄8"	1 ½"	3 5⁄8", 11 5⁄8"	24
LEDGE					25–37
COUNTRY LEDGESTONE	1 ½" – 6 ½"	4 ¼" – 22"	1 ⅛" – 2 ⅜"	4" – 12"	27–29
DEL MARE LEDGESTONE®	1" – 9 ¼"	4 ½" – 16"	¾" – 1 ¾"	4" – 12"	30
DRYSTACK LEDGESTONE PANEL	6"	20", 24"	1" - 2 ½"	4 ¼", 8 ¼", 12 ¼"	30
HEWN STONE™ 308	3"	8"	1 ½"	3", 7"	31
HEWN STONE 314	3"	14"	1 ½"	3", 7"	31
HEWN STONE 514	5"	14"	1 ½"	3", 10"	31
HEWN STONE 522	5"	22"	1 ½"	3", 10"	31
HEWN STONE 822	8"	22"	1 ½"	3", 10"	31
PRO-FIT® LEDGESTONE	4"	8", 12", 20"	½" – 1 ½"	4", 8", 12"	32
PRO-FIT ALPINE LEDGESTONE	4"	8", 12", 20"	¾" – 2 ¼"	4", 8", 12"	33–34
PRO-FIT MODERA™ LEDGESTONE	4"	8", 12", 20"	¾", 1 ¼", 1 ¾"	4", 8", 12"	35
PRO-FIT TERRAIN™ LEDGESTONE	4"	8", 12", 20"	¾", 1 ¼", 1 ¾"	4", 8", 12"	36
SOUTHERN LEDGESTONE	½" – 6"	4" – 20"	1" – 2 5⁄8"	4" – 12"	37



RESOURCES

# WARRANTY

**50-Year Transferable Express Limited Warranty\***

Cultured Stone® architectural stone veneer products carry a 50-year transferable express limited warranty subject to the terms of the warranty. The warranty is limited, in manufacturer’s sole discretion, to either (i) repair or replacement of covered, nonconforming products or (ii) a refund of the price paid for such products. Labor costs for removal or installation of such products are not covered under the warranty. The warranty may be transferred to subsequent purchasers of the applicable home or building subject to the transferability and coverage terms set forth within the warranty. Complete warranty information is available on request.

\* See actual warranty at CulturedStone.com. Overhead, horizontal or sloped applications are not included in our building code evaluation reports or acceptances. These applications often require special approval/inspections by local building inspectors. Contact your architect or engineer for assistance with designing these installations.

# INSTALLATION

Cultured Stone veneer can be used on most structurally sound wall surfaces. Its lightweight and quick adhesion allows for fast, easy installation without additional footings or wall ties. Each piece of Cultured Stone veneer is applied individually with Type N or Type S mortar and attaches permanently to the wall surface.

Be sure to read the full, detailed Cultured Stone installation instructions. Get a copy from your Cultured Stone dealer at CulturedStone.com or by calling (800) 255-1727.

The National Concrete Masonry Association offers a wealth of information at ncma.org.

# MAINTENANCE

Cultured Stone and Cultured Brick veneers are virtually maintenance-free. If required, lightly wash to remove dust or dirt. Do not sandblast or wash with acid, abrasives or high-pressure water. Damaged or graffiti-marred stones can be removed and replaced with matching materials.

# TECHNICAL DATA

Cultured Stone products are engineered to meet or exceed the specifications set by building code officials.

**Unit Weight**

Approximately 8–12 lbs/ft² (39–58 kg/m²) but not more than 15 lbs/ft² (72 kg/m²).

**Thickness**

Thickness averages 1 ¾". May vary depending on choice of texture.

**Colorfast**

Colors become an integral part of the stone during casting. Existing applications show no undesirable change in color after years of weathering.

**Noncombustible/Surface Burning Characteristics**

UL tested and listed. Cultured Stone products tested out with zero flame spread and zero smoke development.

**Technical Support**

Complete copies of Cultured Stone research reports, approvals, tests, listings or acceptances conducted by independent testing agencies are available on request. Cultured Stone products meet or exceed all ICC-ES Acceptance Criteria #51 requirements for precast stone veneer.

Other manufacturers who claim to produce equivalent products should be asked to provide documentation of claims.

RESOURCES

# PROTECTING OUR SURROUNDINGS

We strive to meet today’s building needs without compromising the future. Cultured Stone veneers are designed to not only beautify spaces but also take care of our shared environment along the way. To that end, our closed-loop recycling system allows us to reuse water during manufacturing, which proves especially important in California’s drought-prone environment. Cultured Stone veneer products contain an average of 58% recycled content.

COUNTRY LEDGESTONE / Aspen





ICC  
ES  
ICC-Evaluation  
Service ES ESR -1364



# FROM COAST TO COAST (AND EVERYWHERE IN BETWEEN)

While the heart of Cultured Stone operations can be found in Roswell, Georgia, the skilled hands that craft our work can be found in our two plants. Strategic locations in Napa, California, and Chester, South Carolina, have allowed us to create one of the largest distribution footprints in the U.S. and Canada and globally into Europe, Asia and Australia. For the builders who rely on easy access to our materials, this convenient presence provides an invaluable resource. Masters at both plants make it possible for Cultured Stone to offer quality stone products that are proudly made in the U.S.





# WE PUT OUR MASTERS' STAMP ON EVERY STONE

From cast to model, the entire Cultured Stone veneer production process is very much hands-on — down to the trademark C.S.V.® (Cultured Stone Veneer) stamp that has been hand-applied to each and every stone we craft since 1962. Only genuine Cultured Stone products have a C.S.V. indicia embossed on the edge, guaranteeing that you're getting the original, proven and preferred brand. After all, a master's touch is all in the detail.



# SHARE HOW YOU PUT A STAMP ON YOUR SURROUNDINGS

We'd love to see how you bring environments to life with Cultured Stone. We might even request to share them with our partners, on our website, or among the Realized features throughout this book. Please upload your favorite photos and project details at [CulturedStone.com/realized](https://CulturedStone.com/realized).



AWAKEN YOUR SURROUNDINGS™

Explore the endless possibilities of building with Cultured Stone veneer products by visiting our website at [CulturedStone.com](https://CulturedStone.com). For more detailed information, please call (800) 255-1727. For continual inspiration, follow us on social.



REALIZED ♦  
Aurora Design Group (ig: @aurorabywraye) selected  
COUNTRY LEDGESTONE in WHEATON™ in Indianola, IA.  
Photos courtesy of Alexa Karen Photography.



SIDING & ACCESSORIES   TRIM & MOULDINGS   ROOFING   STONE   WINDOWS   OUTDOOR LIVING



## THE PRODUCTS TO DO EVERYTHING. THE POWER TO DO EVEN MORE.

We're answering "what ifs" on a whole new level—from the solutions we create to the dreams we build. We have the tools and technology to tell design stories on a bigger scale and on a more personal level. There are no limits to how far we innovate, how deeply we express, how strongly we commit and how boldly we go. **Together let's Be Boundless™.**

**Westlake**  
Royal Building Products™  
© 2024 Westlake Royal Building Products

Cultured Stone®  
culturedstone.com | 800-255-1727  
020624



BE BOUNDLESS™